

Marked by the quality of its in-built roller and solidity of the entire structure, this screen can be used in the Tensio version. The CTS (Constant Tensio System) provides constant self-tensioning through time, obtained through two counterweights hooked onto hinges at the ends of the screen's base, which tension the rigid cables threaded through the lateral eyelets. During screen rolling the eyelets remain outside the edge of the surface, thus avoiding the formation of annoying creases

A must for providing high quality projection even in large-scale environments and in the presence of a vast audience.

See page **84**  
for Technical data



#### Create your own screen with the PSS

- > **Personalized dimensions:** width and height
- > **Motor type:** standard motor or radio integrated motor (optional)
- > **Case:** available only with case
- > **Case color:** standard in White Matte. Optional in any other color for an extra cost
- > **Standard Drop:** from 10 to 45 cm
- > **Projection surface fall:** back (standard), front or reverse-roll (optional)
- > **Side of command/motor:** right (standard) or left (optional)

#### Projection Surfaces (see page 6)

- > Reference Grey 2
- > Ambient Grey
- > Vision White / Vision White Pro
- > Vision Acoustik / Vision Macro Acoustik
- > Vision Rear DB available only without black borders

#### Standard Accessories

- > Kit with wall or ceiling mount brackets
- > Unipolar switch
- > Remote control (only for radio integrated version)

#### Optional Accessories

- > Interface to drive the screen in radio frequency with remote control (not included), 12V trigger, unipolar switch, dry contact or RS232
- > Receiver and infrared remote control
- > Extension brackets for screens up to 60 cm
- > Screen lift

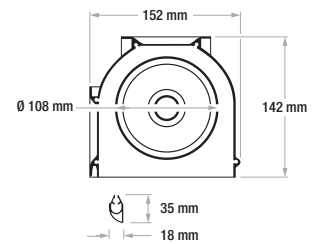
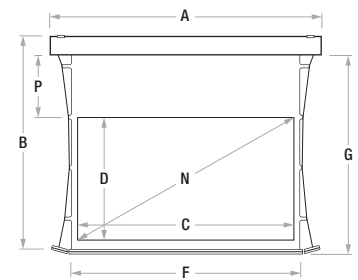
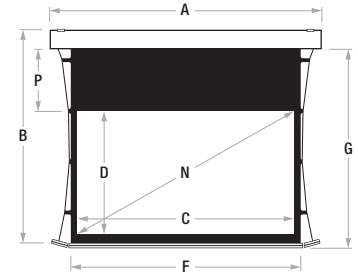
#### PSS Formats

1.33:1	1.60:1	1.78:1	2.35:1	2.37:1	2.40:1
4:3	16:10	16:9	21:9		

**Alumid** Tensio CTS 50 mm borders / without borders

Aspect Ratio	Viewing Width	Viewing Height	Diagonal Inches	Overall Width	Overall Height	Surface Width	Surface Height	Standard Drop	Total Maximum Drop	Packaging Dimensions	Net Weight	Gross Weight
	C	D	N	A	B	F	G	P	mm	mm	kg	kg
<b>1,33</b> (4:3)	3630	2729	<b>179</b>	4060	3055	3730	2879	100	200	4250x200x210	36	42
	4130	3105	<b>203</b>	4560	3431	4230	3255	100	200	4750x200x210	41	45
<b>1,60</b> (16:10)	3630	2269	<b>169</b>	4060	2595	3730	2419	100	200	4250x200x210	35	41
	4130	2581	<b>192</b>	4560	2907	4230	2731	100	200	4750x200x210	40	46
<b>1,78</b> (16:9)	3630	2039	<b>164</b>	4060	2365	3730	2189	100	450	4250x200x210	35	41
	4130	2320	<b>187</b>	4560	2646	4230	2470	100	450	4750x200x210	40	46
<b>2,35</b> (21:9)	3630	1545	<b>155</b>	4060	1871	3730	1695	100	450	4250x200x210	35	41
	4130	1757	<b>177</b>	4560	2083	4230	1907	100	450	4750x200x210	40	46
<b>2,37</b>	3630	1532	<b>155</b>	4060	1858	3730	1682	100	450	4250x200x210	35	41
	4130	1743	<b>176</b>	4560	2069	4230	1893	100	450	4750x200x210	40	46
<b>2,40</b>	3630	1513	<b>155</b>	4060	1839	3730	1663	100	450	4250x200x210	35	41
	4130	1721	<b>176</b>	4560	2047	4230	1871	100	450	4750x200x210	40	46

Custom sizes are available upon request



Surface Fireproof Certifications